



SPACELABS
HEALTHCARE

PATIENT MONITORING
Qube® Compact Bedside Monitor

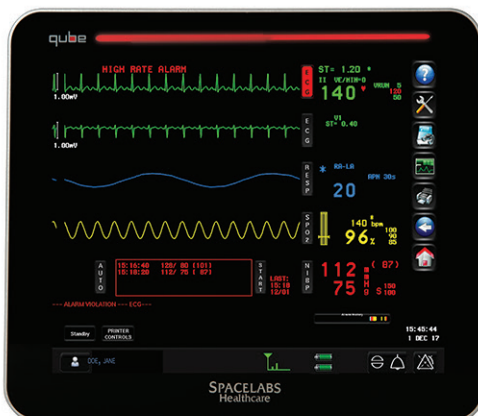
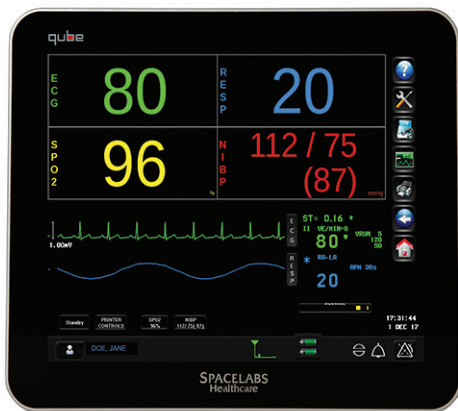
Portability with
Heightened
Connectivity



Simplicity and style

The Qube® compact monitor delivers both simplicity and style. Small and lightweight with a battery life that goes the distance, Qube offers portability, accessibility and heightened connectivity—perfect for emergency, general, intensive, and post-anesthesia care units. Caregivers can access current, critical patient information—from bedside throughout transport—to provide the ultimate level of patient care.

Easy to use



Qube® compact bedside monitor

Enlightened

Qube facilitates at-a-glance monitoring with an ultra-bright display featuring large numerics. Multicolor, severity-based lights illuminate on both the front and back of the monitor for enhanced alarm surveillance. The sleek, contemporary details of Qube, including ergonomic user controls and a comfortable grip handle, create a positive impact for caregiver and patient. Art meets technology. The small, compact form of the capnography pod makes it ideal for use with Qube.

Insightful

Data from a variety of sources informs and supports clinical determinations at the bedside or remotely. Graphical assessment tools and the ability to access up to 96 hours of physiologic data empowers clinicians and helps facilitate decision making.

Confident

Clinicians can customize the screen view to quickly access a multitude of graphical and tabular trend presentations based on individual patient needs and procedural guidelines. Interactive view, control, and recording for parameters, trends, and calculations can be engaged instantaneously, linking clinicians with a range of realtime patient physiologic data. Qube enables point-of-care decisions that provide ongoing reassurance and confidence to patients and their loved ones.

 Fast access to
comprehensive
patient information where & when needed

Spacelabs patient monitors offer touchscreen accessible tools and navigation for easy use across a full range of care settings.



Compact enough to go everywhere your patient goes in the hospital.

Versatile

Qube is mountable anywhere—wall, roll-stand, bed rail, anesthesia system—or can quickly be detached via a quick release feature for immediate mobility. Long battery life and dual battery capability keep Qube on the go everywhere your patient goes. With wireless networking and two batteries, Qube supports extended transport for up to eight hours. The Qube can charge using an optional easy release docking station. Impact resistant, chemical resistant, and protected from liquid ingress, Qube endures even with heavy use. Full functionality in a compact package.

Long battery life and dual battery capability keep Qube on the go.





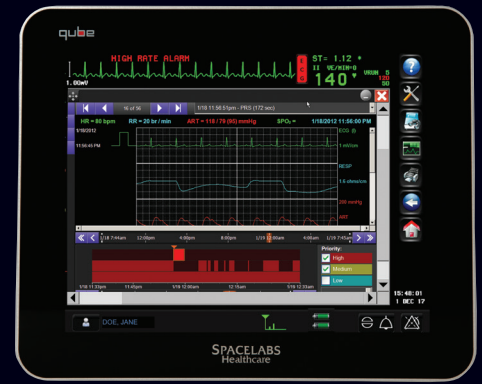
Connected and compatible

With industry-standard communication protocols Qube provides inter-monitor communication, enhanced alarm surveillance, and broader productivity through both wired and wireless channels. The Qube is also designed for compatibility with the Spacelabs Command Modules, Capnography Pod, and Exergen Temporal Artery Thermometer to provide a versatile, full range of measurement choices. With Spacelabs parameter modules, you can easily select from a variety of configurations to suit the monitoring needs of specific patients or care units in your hospital.

Capnography

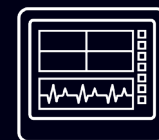
The Capno Pod measures end-tidal carbon dioxide (EtCO₂), minimum CO₂, and respiration rate to help determine your patient's ventilatory, circulatory, and metabolic status. A constant-flow vacuum system maintains a 50ml/minute flow rate through the sample line and automatically compensates for ambient barometric pressure to ensure measurement accuracy. To minimize warm-up time between cases, an integrated Suspend Mode smartly disables gas sampling yet maintains power to the Capno Pod for faster start-up.

Designed especially for the Qube monitor, it attaches seamlessly onto the rear of the monitor and is ready in a snap. The Capno Pod is suitable for use on patients of all ages.



A quick look at Qube

- 3, 5, or Diagnostic 12 lead ECG, Resp, SpO₂, NIBP, Temp
- Up to 8 invasive blood pressures with expansion housing and Cardiac Output
- Up to 6 waveforms, 18 parameters
- Optional 19" (48.3 cm) interactive touchscreen display
- 8 hour battery using 2 hot swappable batteries
- 24 hour Patient Data Shuttle
- One button, quick release Docking Station
- Wireless connectivity (optional)
- Internal strip recorder (optional)
- Optional Exergen USP Spot Check Thermometer
- Optional Capnography
- Features may vary depending on purchased configuration





With you all the way.

Spacelabs pioneered medical telemetry and innovations in patient monitoring, and continues to offer solutions that do more to help you provide the experience your patients expect while helping you manage your resources to meet today's realities. From strategic planning through post-installation support, count on Spacelabs TeamUp strategies experts, products and services to help you achieve your care team performance goals.

www.spacelabshealthcare.com

35301 SE Center Street, Snoqualmie, WA 98065

T: +1 425 396 3300 | F: +1 425 396 3301

Unit B, Foxholes Centre, John Tate Road, Hertford, SG13 7DT, UK

T: +44 (0) 1992 507700 | F: +44 (0) 1992 501213

© 2022 Spacelabs Healthcare Specifications subject to change without notice. Part No. 030-2092-00 Rev C

SPACELABS
HEALTHCARE

An OSI Systems Company